

## Inflatable Test Tee Plug

- Threads into test tee for safety
- No test water backslash
- Seals the branch and run portions of the tee at the same time
- No need for thread sealant

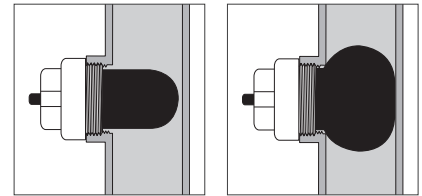


882-TT2

**Related Products**

High-Pressure Hand Pump p 414

Item No	Description	Inflation Pressure	Max Back Pressure	Pkg	Min Qty	Case Qty
882-TT2	2" inflatable plug	40 PSIG	5 PSIG air 30 ft. hd. water	B*	1	10
882-TT3	3" inflatable plug	40 PSIG	5 PSIG air 30 ft. hd. water	B*	1	1
882-TT4	4" inflatable plug	40 PSIG	5 PSIG air 30 ft. hd. water	B*	1	1



Insertion

Inflation and Use

## Inflatable Test Plug

- Long and short models enable testing on any DWV system 1¼" – 6"
- Superior design – concave bottom increases contact area and reduces the likelihood of plug blowout
- Bell shaped ribs for superior seal, even if plug is installed at an angle
- Zinc-plated ring and durable cable for easy removal after deflation

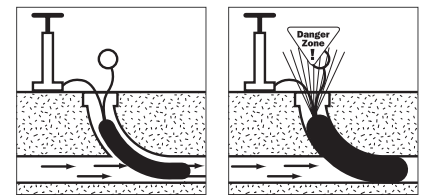


882-ES34

**Related Products**

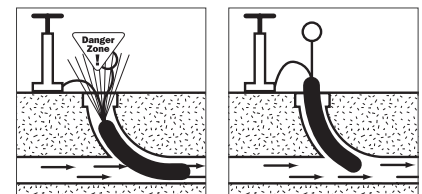
High-Pressure Hand Pump p 416

Item No	Description	Pipe Diameter	Inflation Pressure (PSIG)	Max Back Pressure	Pkg	Min Qty	Case Qty
<b>SINGLE-STAGE PLUG</b>							
882-ES12	1½"-2" × 5½" long	1.17" min 2.25" max	45	5 PSIG air 30 ft head water	B*	1	1
882-ES23	2"-3" × 5" long	1.75" min 3.25" max	45	5 PSIG air 30 ft head water	B*	1	1
882-ES34	3"-4" × 7¼" long	2.88" min 4.25" max	40	5 PSIG air 30 ft head water	B*	1	1
882-ES46	4"-6" × 10¼" long	3.77" min 6.25" max	35	5 PSIG air 30 ft head water	B*	1	1
<b>DUAL-STAGE PLUG</b>							
882-EL23	2"-3" × 22" long	1.75" min 3.25" max	45	10 PSIG air 30 ft head water	B*	1	1
882-EL34	3"-4" × 25" long	2.88" min 4.25" max	40	10 PSIG air 30 ft head water	B*	1	1
882-EL46	4"-6" × 29½" long	3.77" min 6.25" max	35	10 PSIG air 30 ft head water	B*	1	1



Insertion

Inflation & Use



Deflation

Removal